

If you have any questions, please contact me at [jamie@teachmommyteach.com](mailto:jamie@teachmommyteach.com)

Thank you for downloading!

You May:

- use these resources in your own home or classroom for non-commercial use.
- print as many copies as you would like.
- share the website link, <https://teachmommyteach.com/>, where this printable can be found, so that others can download the file.

You May NOT:

- sell, give away, or share a printed copy. Each person should download separately and print.
- print out a copy for multiple teachers, as in an entire school, co-op, or other group. Each teacher should download separately and print.
- link directly to the pdf. Instead, link to the page on <https://teachmommyteach.com/> or <https://teacherspayteacher.com/> where you found the download.
- claim this or any part of this printable as your own.
- alter this printable and claim it as your own.
- host any of the files on your personal or other websites that can be shared with others.
- Upload this resource to any file sharing sites

Credits!! Thank you Speaking of Images and Open Clipart!



<https://www.teacherspayteachers.com/Store/Speaking-Of-Images>



<https://openclipart.org/>

# First Stories Book 11: Bugs

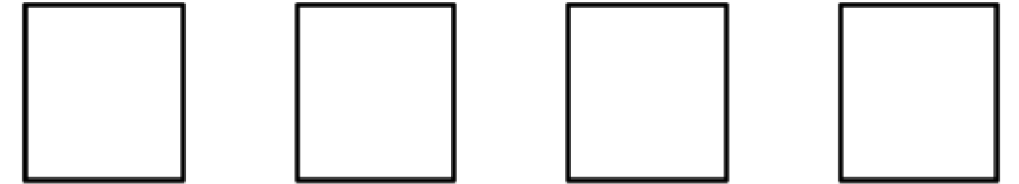
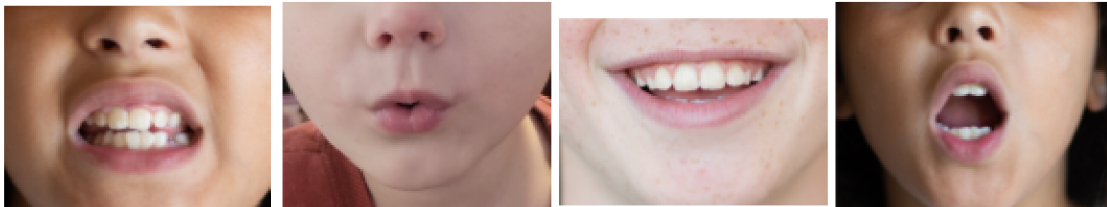
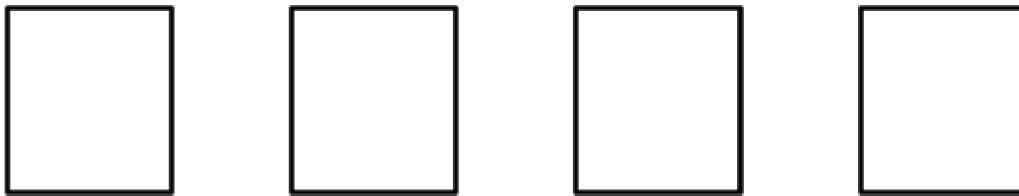

## Pre-Reading Worksheets

Your child will practice *CVC* words and blends; specifically *fl*, *pl*,  
and *tw* blends

Name: \_\_\_\_\_

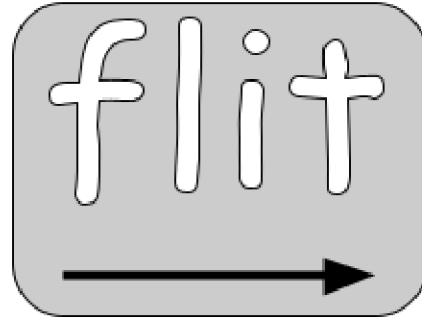
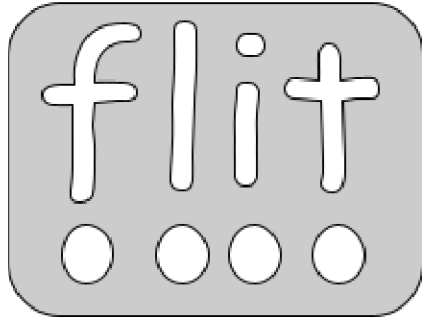
Read the two words below. Cut out the graphemes (letters) below. Then match the graphemes (letters) to the pictures of the mouths saying the words, and glue. Write the words on the handwriting lines.

b	u	g	s	t	w	i	g
---	---	---	---	---	---	---	---



Name: \_\_\_\_\_

Touch each dot and say the sound the letter(s) represent. Then, touching the arrow, put the sounds together to sound out the word.



Flit means to move swiftly and lightly.

Draw a picture in the box to illustrate the sentence.

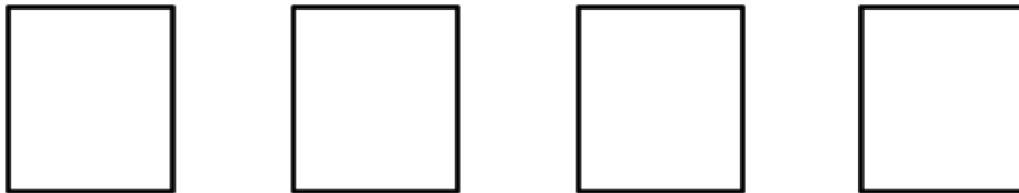
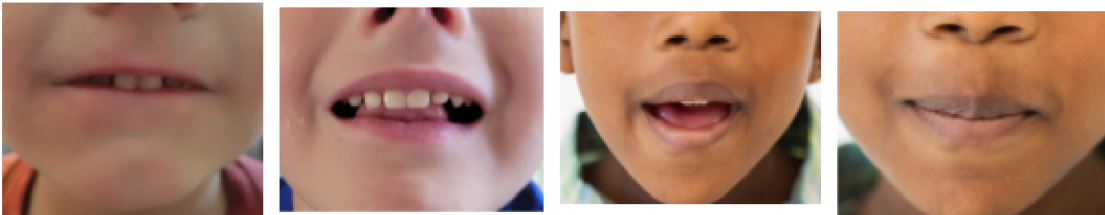
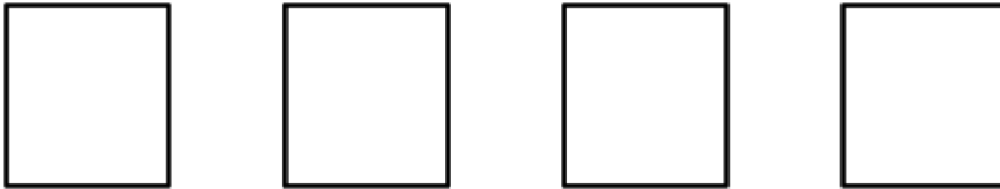
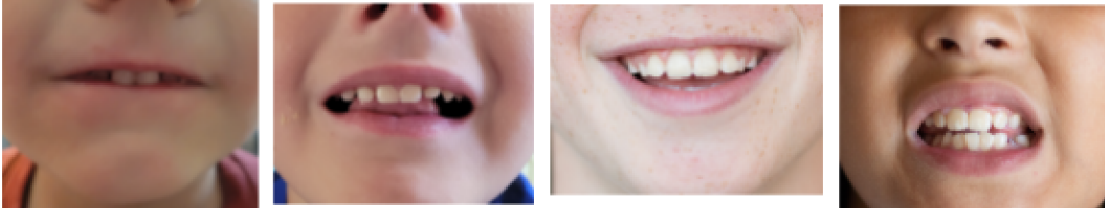
The bug flits in the wind.



Name: \_\_\_\_\_

Read the two words below. Cut out the graphemes (letters) below. Then match the graphemes (letters) to the pictures of the mouths saying the words, and glue. Write the words on the handwriting lines.

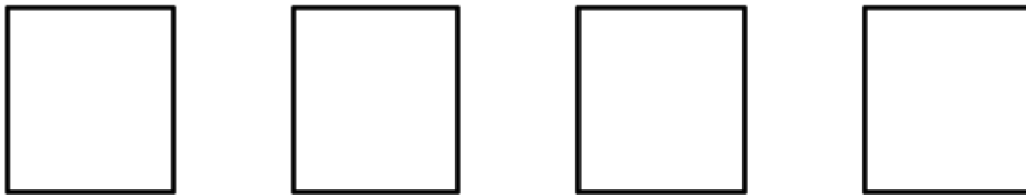
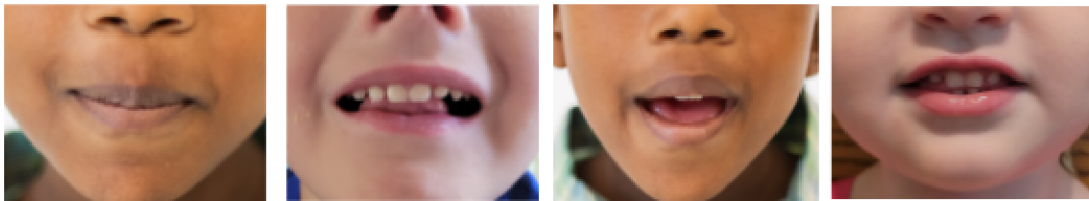
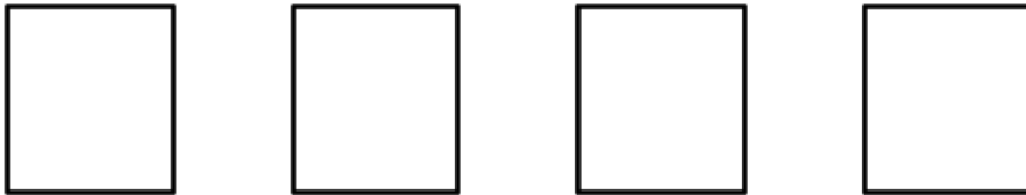
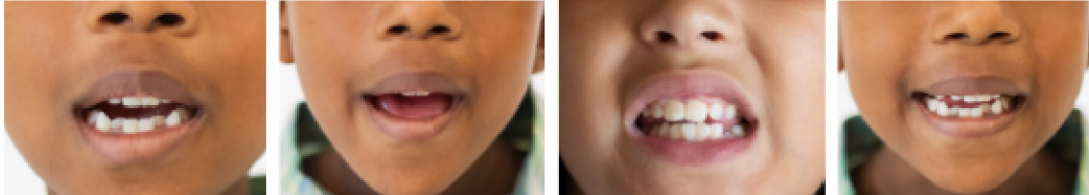
f	l	a	p	f	l	i	t
---	---	---	---	---	---	---	---



Name: \_\_\_\_\_

Read the two words below. Cut out the graphemes (letters) below. Then match the graphemes (letters) to the pictures of the mouths saying the words, and glue. Write the words on the handwriting lines.

p	l	a	n	h	a	t	s
---	---	---	---	---	---	---	---



Name: \_\_\_\_\_

When a writer wants to show that a character is talking, the writer uses quotations. Read the short story below. Circle the quotations.

The dog is sad. "Ruff. Ruff."  
 "Purr." The cat hugs the dog.  
 The dog is glad! "Ruff! Ruff!"



The **O** in **do** and **to** represent an **ew** sound. The **O** in **go** and **no** represent a **long o** sound. Practice reading the words. Draw a line from **do** and **to** to the picture of the mouth saying the **ew** sound. Draw a line from the **go** and **no** to the picture of the mouth saying the **long o** sound.



to  
 go  
 do  
 no

# First Stories Book 11: Bugs


## Extra Practice Post-Reading Worksheets



Name: \_\_\_\_\_

Read the following story.

The bugs eat. The bugs rest on a twig. The bugs run, flit, and flap. The bugs sit in the sun on a tree. The bugs grow.



# First Stories Book 11: Bugs


## Answers Pre-Reading Worksheets

Your child will practice *CVC* words and blends; specifically *fl*, *pl*,  
and *tw* blends

Name: **Answers**

Read the two words below. Cut out the graphemes (letters) below. Then match the graphemes (letters) to the pictures of the mouths saying the words, and glue. Write the words on the handwriting lines.

b u g s t w i g



b u g s

bugs



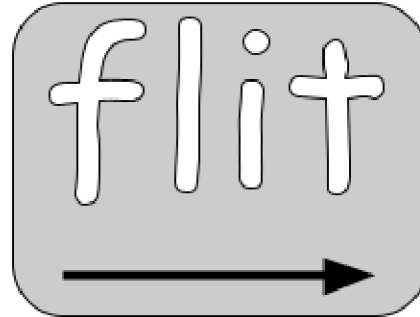
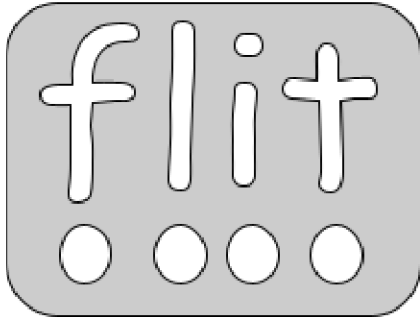
t w i g

twig

# Answers

Name: \_\_\_\_\_


Touch each dot and say the sound the letter(s) represent. Then, touching the arrow, put the sounds together to sound out the word.



Flit means to move swiftly and lightly.

Draw a picture in the box to illustrate the sentence.

The bug flits in the wind.

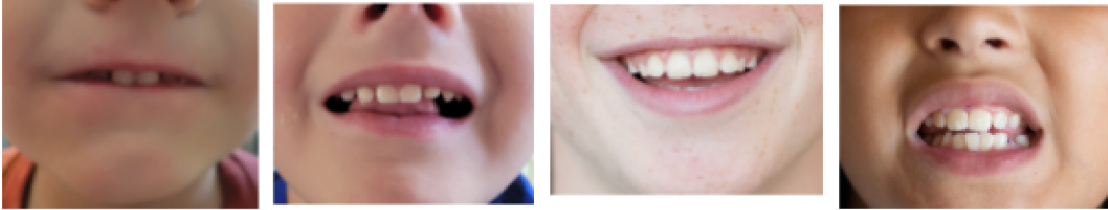


# Answers

Name: \_\_\_\_\_

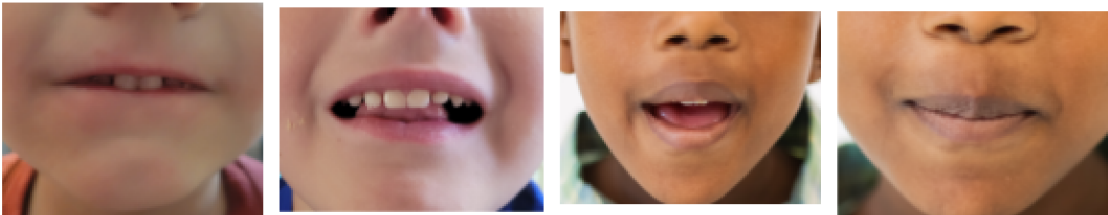
Read the two words below. Cut out the graphemes (letters) below. Then match the graphemes (letters) to the pictures of the mouths saying the words, and glue. Write the words on the handwriting lines.

f	l	a	p	f	l	i	t
---	---	---	---	---	---	---	---



f	l	i	t
---	---	---	---

flit



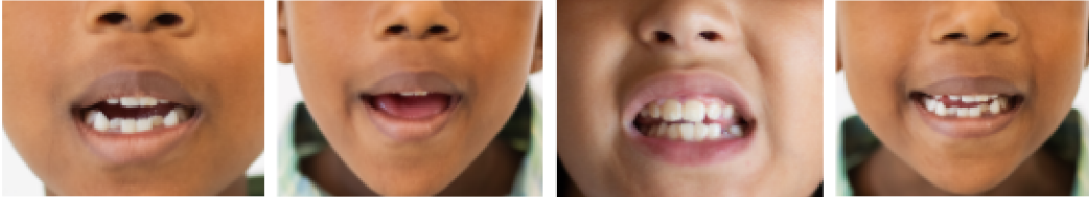
f	l	a	p
---	---	---	---

flap

Name: Answers

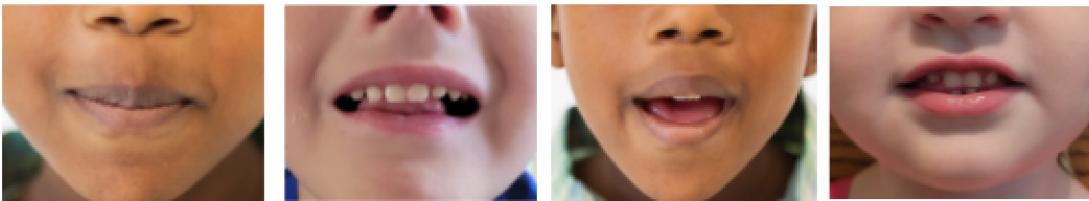
Read the two words below. Cut out the graphemes (letters) below. Then match the graphemes (letters) to the pictures of the mouths saying the words, and glue. Write the words on the handwriting lines.

p l a n h a t s



h a t s

hats



p l a n

plan

Name: Answers

When a writer wants to show that a character is talking, the writer uses quotations. Read the short story below. Circle the quotations.

The dog is sad. "Ruff. Ruff."  
 "Purr." The cat hugs the dog.  
 The dog is glad! "Ruff! Ruff!"



The **o** in **do** and **to** represent an **ew** sound. The **o** in **go** and **no** represent a **long o** sound. Practice reading the words. Draw a line from **do** and **to** to the picture of the mouth saying the **ew** sound. Draw a line from the **go** and **no** to the picture of the mouth saying the **long o** sound.

/ew/  
 Ending sound: blue

/o/

to

go

do

no

# First Stories Book 11: Bugs

**Answers**

Extra Practice

Post-Reading Worksheets



Name: Answers

Read the following story.

The bugs eat. The bugs rest on a twig. The bugs run, flit, and flap. The bugs sit in the sun on a tree. The bugs grow.

